



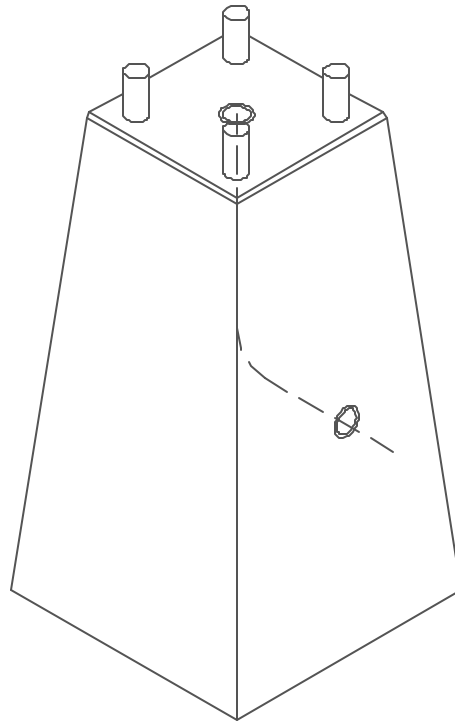
Lakelands Concrete Products, Inc.
7520 East Main St., Lima, NY 14485
Phone: 585-624-1990, Fax: 585-624-2102

Web: www.lakelandsconcrete.com
E-mail: sales@lakelandsconcrete.com

Date: 2/2/01

DWG: LBTAP

Tapered Lightbase





Lakelands Concrete Products, Inc.
 7520 East Main St., Lima, NY 14485
 Phone: 585-624-1990, Fax: 585-624-2102

Web: www.lakelandsconcrete.com
 E-mail: sales@lakelandsconcrete.com

Date: 2/2/01

DWG: LBTAP

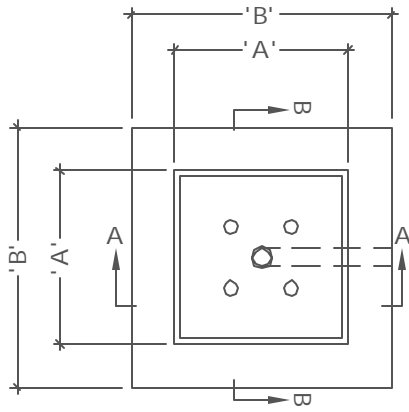
Tapered Lightbase

Specifications:

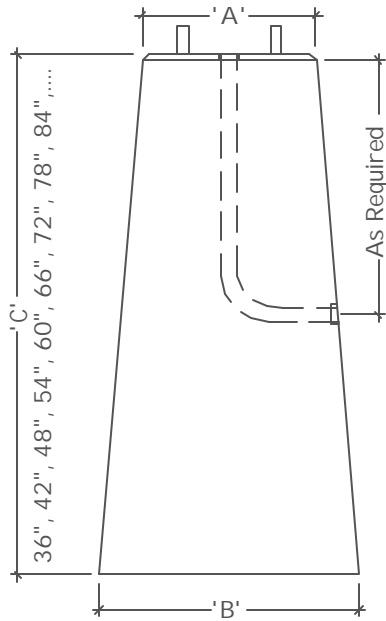
Concrete: 5000psi @ 28 Days
 Entrained Air: 5% - 9%
 Reinforcing: fy= 60,000psi ASTM A615

Notes:

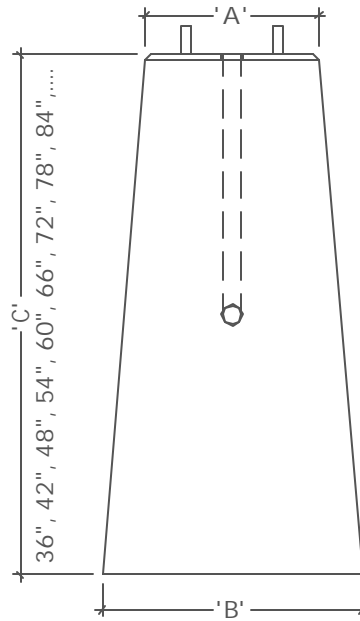
- *Anchor Bolts Supplied By Lightpole Manufacturer
- *Size And Type Of Conduit Specified By Contractor
- *Steel Reinforcement As Specified



PLAN VIEW



SECTION VIEW 'A'



SECTION VIEW 'B'

Model No.	A	B	Model No.	A	B	Model No.	A	B
LB1218	12"	18"	LB2230	22"	30"			
LB1624	16"	24"	LB2436	24"	36"			
LB1626	16"	26"	LB2442	24"	42"			
LB1820	18"	20"	LB2735	27"	35"			
LB1828	18"	28"	LB3036	30"	36"			
LB2024	20"	24"	LB3654	36"	54"			
LB2028	20"	28"						

Dimension 'C' Denotes The Height Of The Lightbase, Lightbase Heights Are Designated In The Model Number By The Last Two Digits Of An Eight Digit Model Number, An Example Is, LB121836, 36 Being The Height Of The Lightbase In Inches