



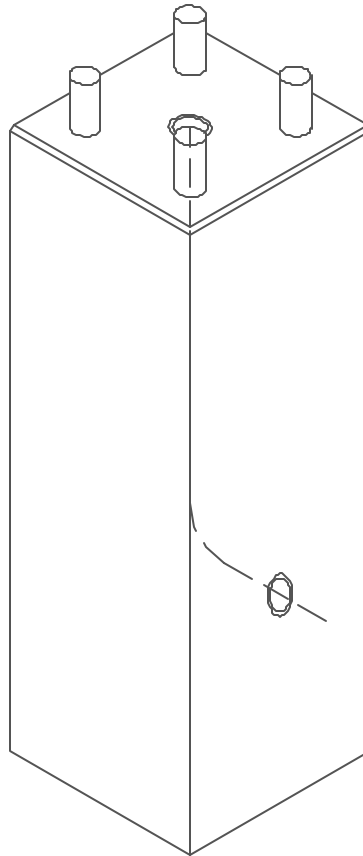
Lakelands Concrete Products, Inc.
7520 East Main St., Lima, NY 14485
Phone: 585-624-1990, Fax: 585-624-2102

Web: www.lakelandsconcrete.com
E-mail: sales@lakelandsconcrete.com

Date: 2/2/01

DWG: LBSQ

Square Lightbase





Lakelands Concrete Products, Inc.
 7520 East Main St., Lima, NY 14485
 Phone: 585-624-1990, Fax: 585-624-2102

Web: www.lakelandsconcrete.com
 E-mail: sales@lakelandsconcrete.com

Date: 2/2/01

DWG: LBSQ

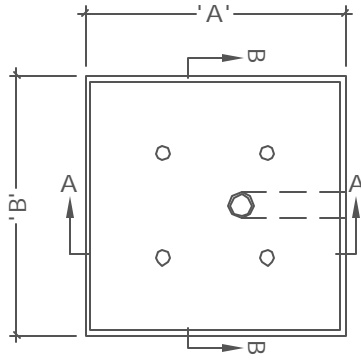
Square Lightbase

Specifications:

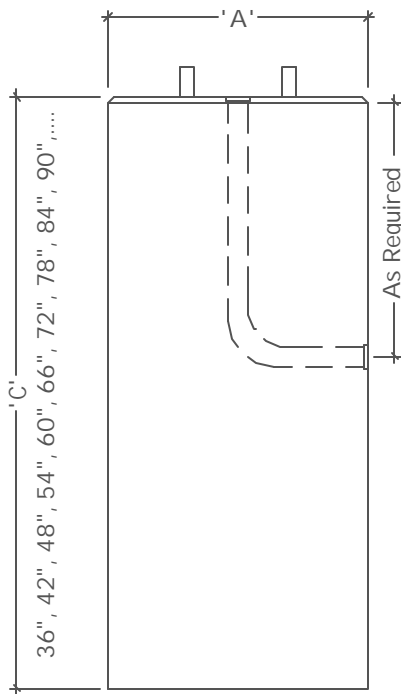
Concrete: 5000psi @ 28 Days
 Entrained Air: 5% - 9%
 Reinforcing: fy= 60,000 psi ASTM A615

Notes:

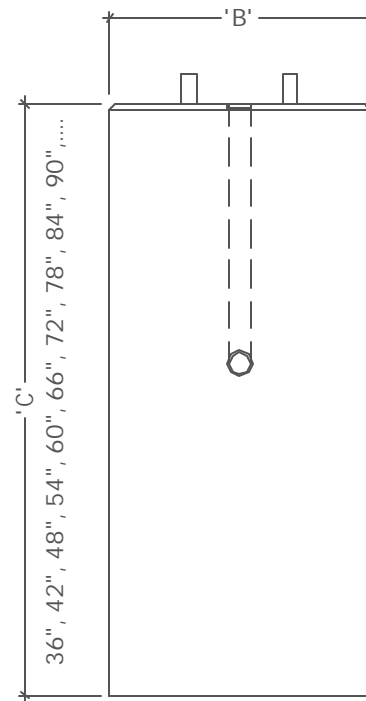
- *Anchor Bolts Supplied By Lightpole Manufacturer
- *Size And Type Of Conduit Specified By Contractor
- *Steel Reinforcement As Specified



PLAN VIEW



SECTION VIEW 'A'



SECTION VIEW 'B'

Model No.	A	B	Model No.	A	B	Model No.	A	B
LB1212	12"	12"						
LB1616	16"	16"						
LB1818	18"	18"						
LB2020	20"	20"						
LB2424	24"	24"						
LB3030	30"	30"						
LB3636	36"	36"						

Dimension 'C' Denotes The Height Of The Lightbase, Lightbase Heights Are Designated In The Model Number By The Last Two Digits Of An Eight Digit Model Number, An Example Is, LB121236, 36 Being The Height Of The Lightbase In Inches